


Dear SoBA Member,
Please enjoy reading this month's issue and make note of important dates & information.



December 2016

Message from the President

Embrace Color, Enjoy Different



As the year 2016 comes to a close I hope the experiences you had throughout the year were exciting, colorful, inspiring. I hope they gave you a good sense of accomplishment and encouragement. And with all sincerity I hope that your connection or membership in the Society of Bluffton Artist played a fascinating part in your 2016 creative adventure.


This time of year brings us the opportunity to celebrate a wonderful array of holidays. I wish you and yours happiness and goodwill as you enjoy a spicing of giving and caring for all of human kind.

Keep the colors flowing, look for creative challenges, include new and different into your state of mind, and make 2017 a year to remember in the most positive way possible.

Gayle Miller
President 2016- 2017
Society of Bluffton Artists

**Gayle Miller, President
Society of Bluffton Artists**

[Visit our website](#)



SOBA Presents Small Wonders and The Holiday Boutique

The Society of Bluffton Artists presents "Small Wonders," an exhibit of unique and tiny art, each piece less than 10" in any direction, on display from December 5 through 31 at the SOBA Gallery. Enjoy our beautiful gallery and consider shopping for unusual gifts this holiday season: in addition to the small works, an array of art including paintings, 3-dimensional art and photographs!

While you are there please stop by the Holiday Boutique, a collection of local gifts, handmade treasures, cards, small paintings and more, on display and available from November 19 through December 23. Look for holiday decorations, perfect hostess gifts and extra special presents for extra special people. The Boutique is located in SOBA's Center for Creative Arts building, next to the SOBA Gallery. In addition to the boutique, the space is used to provide art classes for local school students during the school year and The Society's outreach programs which schedules speakers and workshops specializing in a wide range of art forms. Don't miss the SOBA Holiday Boutique, which has become an annual treat, and check out the fall and winter class schedule while you're there!

Small Wonders- a Collection of Tiny Art
December 5 through December 31
Reception Sunday December 11, 3-5 pm



Reminder Small Art Show

Monday December 5th

Drop off 9 to 11 am

All members dues must be current.

You may submit three pieces of wall art that may vary in size but the largest they may be is 10 x10 including frame. All the pieces will be hung in the room which is commonly used for the Featured Artist's work. The art needs to be brought directly to the gallery, the CCA is occupied with the Holiday Boutique.

It'll be a quick check in. All the present hanging art will stay in place.

There is no additional sitting obligations for hanging these pieces unless you did not submit a piece on November 14th.day.

Non-display members are always welcome and needed to man gallery hours.
Contact Pat Gardiner robpat@hargray.com for training if needed.

Featured Art Calendar for 2017

January 2 - February 5 Nancy Vineburgh

February 6 - March 5 Edith Wood

March 6 - April 2 Christy McElliv

April 3 - 30 Member Show

May 1 - June 4 Kendra Natter

June 5 - July 2 Gaylon Rex Gregar

July 3 - August 6 Open

August 7 - September 3 Open

September 5 (Tues) - October 1 Norma Deal

October 2 - November 5 Linda Nickels

November 6 - December 3 Pat Diemand

December 4 - 31 Open

As you can see we have a few spots open in next year's featured art schedule. If you are interested in being a featured artist, and fit the criteria outlined in the President's letter in the September Eclectic, please contact Sandy Rhodes.

You're invited:
SOBA's Holiday Boutique

November 19th - December 23rd, 2016
in the SoBA Center for Creative Arts

If you're a current SOBA member that also creates artisanal items like mini paintings or prints, cards, holiday decorations, gift items, ceramics, glass pieces, and more, this is a chance to display and sell those items at our holiday boutique. If you choose to participate in the boutique, you'll also be required to sit a minimum of two shifts, separate from gallery requirements.

Inventory Pick-up:

Thursday, December 29th, 9 - 11am

Please email our boutique chair, Andrea Smith, at andreamsmith77@gmail.com to volunteer for set up and pick up, ask questions, or to get more details on boutique participation requirements.

The Society of Bluffton Artists presents

A Holiday Boutique

Shop a collection of local gifts, handmade treasures, cards, small paintings, and more from
November 19 - December 23
in SOBA's Center for Creative Arts
at 8 Church Street, next door to the
SOBA Gallery.

Monday-Saturday 10-5
Sunday 11:30-3

SOBA
843-757-6586
sobagallery.com
bluffton
the art for the community

SOBA Name Tags

If anyone would like a personalized SOBA name tag please order it by writing your name on an envelope and enclosing cash or check for \$9 (which includes shipping) and leave it in the gallery manager slot on the supply room door.

Submitted by Bonnie Riley, Gallery Manager

Gallery Stats

SoBA Monthly Statistics for September 2016

October 2016 (Gallery Closed two weeks)

Gallery Visitors: 1205

Gallery Register: 246

Visitors: All over the US and Canada

Art Sales Revenue: \$4,289

Other Income: Jack Huddle Supplies & Sponsor \$1,074

Number of Pieces of Art Sold: 41(including jewelry)

Number of Artists that Sold Art: 27

Great Portrait Opportunity for SOBA Members



Photographer and SoBA member, Howard Stevens, has made a very generous offer to our members:
Portrait photographs for a minimum gift to SoBA of \$50.

Checks to be made out to SoBA and brought to photo session. Howard will then get checks to us. These professional photos are excellent for family gifts, business promotion or just personal use. The offer is from 11/1-12/31/2016 (with the exception of Christmas Eve and Christmas Day). To make an appointment call Howard @ 937-241-6869.



Morten Solberg leads Water Media Workshop

Students enjoyed up close and personal time with famed Morten Solberg last year. He's back at SOBA in January! Be sure to visit sobagallery.com for more info on the latest line-up of workshops and sign up for one today!

Upcoming Classes

Society of Bluffton Artists (SOBA) Workshop Schedule

SOBA's workshops offer the opportunity to learn a variety of art skills as taught by some of the region's leading artists, and will provide attendees the opportunity to nurture, and foster, their love of art. Each workshop will be held at the SOBA Center for Creative Arts, located next door to the SOBA Gallery at 8 Church Street in Bluffton. All SOBA workshops are led by established artists, and include instruction and hands-on demonstrations.

January 25-27; 9:30 am - 4 pm

Morten E. Solberg Waterbase Media

Work at painting in a more experimental direction, landscape, figure & florals & wildlife etc. Demonstrations every day. Working in watercolor, Gouache, Acrylic, Gesso, and the combination of all of these mediums.

Cost: \$350 members; \$375 Non-members

February 8 - 10; 9 am - 4 pm

Linda St. Clair Art of Animals

This workshop will focus on creating paintings of animals that exhibit emotion. Working with value, color and brushwork, what to leave out and what is essential. The artist will do a demo each day before students begin painting. Beginners to more advanced students are welcome.

Cost: \$450 members; \$475 Non-members

February 22-23; 9 am - 12 noon

Cathy Cooney

Collage

Colored paper and interesting stamps, seals, etc. have always fascinated me - and it was like a life line when I was introduced to collage at the hands of Edyi Lanprosona. Years later, I had her come to Spring Island to teach and she is a hoot. I hope to impart the same colorful joy to the classroom and have everyone make art that they can frame and enjoy.

Cost: \$125 members; \$140 Non-members

February 27-28

Michael B. Pearson

Basic Intro to Watercolor The Tricks of the Trade

This is an introductory class for the wonderful medium of watercolor. We will be exploring the many ways this versatile paint can be applied starting with the basic wash. We will experiment with salt, masking, saran, spatter, sponging, dry brush and more. Learn from a painter with over 37 years in professional watercolor. Great for a beginner or a brush up for the seasoned painter.

Cost: \$140 members; \$155 non-members

March 29-31; 9 am - 4 pm

March 2-3; 9 am - 3 pm

Bill Farnsworth

Oil Painting Studio Workshop

Students will learn the importance of the principals of painting and how they can achieve believable paintings full of light. Demos every morning and a step by step of how to build a painting. Learn how to get the most out of your photographs in a studio environment.

Cost: \$325 members; \$350 Non-members

March 15-17

Michael B. Pearson

Medium-Advanced Watercolor Watercolor Batik

For the intermediate/advanced painter to get out of your comfort zone and learn an exciting new technique. We will use Japanese Masa paper to achieve a batik look in watercolor. It's fun and challenging and will open your senses to a whole new way to paint. Kit includes: 1 sheet Masa paper, Strathmore mounting board, glue, and gluing brush. (\$15 purchase from instructor) Cost: \$210 members; \$225 non-members

Linda Benton McCloskey

Cold Wax & Oil Painting

Explore the innovative way to use oil paint - You will learn everything about painting with cold wax - from the very basic to the more advanced techniques by using oil paint

or dry pigment. Everyday offers many demonstrations on the many ways to apply the cold wax using various tools, plus lots of personal attention and critique. Cold wax is very similar to encaustic but WITHOUT THE FUMES and HEAT! Beginner to advanced. A Fun Class is Guaranteed.

Cost: \$300 members; \$325 Non-members

May 23-25; 9 am - 4 pm

Dee Beard Dean

Taking Plein Air into the Studio (Interpreting from Photographs)

This workshop is geared toward intermediate and advanced artists who are striving to bring their work up to a new level. Artists will receive challenging group and individualized instruction in studio painting. Dee will observe the artists' works and help them to improve rather than change their individual styles.

Cost: \$350 members; \$375 Non-members

Reservations must be made in advance for each workshop. For more details or to register, please visit www.sobagallery.com. Questions (843)-247-2868

Did you Know?

In this article, Jean Haines reminds us water-colorists that less can be more....and Jean Haines is a master of that. She reminds us to stop a painting and re-look at it with fresh eyes. And she opens our minds up to doing a painting again and maybe making the composition better or even more complete.

Submitted by Pat Wilund



A Turtle Song by Jean Haines

I often think that painting is just like singing. At times we can sing the most beautiful of melodies but at others we may hit the wrong key, putting us off so that we have to start again from the very first note. When I teach, I give my students small one-on-one demonstrations, using whatever subject the artist has asked of me to show them. Often I will share the starting point for them to follow and explain how the painting can be built up around it. I find this form of teaching really successful; however, when the workshop ends I often have a collection of half-finished paintings that were used as personal demonstrations and left uncompleted. To me, they're like songs that have been interrupted. The flow of the "music" has been halted and it can be difficult to pick up the right "note" at a later time. But by doing just that, I also find that I improve my technique. I learn from completing a painting at a later date. I can show you how b

y using this watercolor painting demonstration of a sea turtle.

I started with the eye of my subject and then discussed selecting glowing color to bring the creature to life. I chose cobalt turquoise, cadmium yellow and a touch of quinacridone gold. I kept my colors soft for my demonstration so that the artist following my brushwork could have the opportunity to darken the color if needed once he was sure he had made the correct decisions for his initial brush marks. I never use a preliminary sketch, so my first few brush marks are really important. Once I showed the artist how to start the watercolor painting, I guided him in his own style, so my demonstration was then put to the side.



Step 1: In this watercolor painting demonstration, I began with the eyes and "sketch" for the body.

After the workshop I looked at this watercolor painting again and wanted to complete it. I didn't have the original photograph to work from so I used my imagination to complete the piece. I felt I could strengthen the color and add more detail, like the flipper in the foreground, to tell more of the story. If you're going to pick up a "song" of a half-finished painting this way, make a note of the colors you've used so that you can add to the composition at a later stage with the confidence of knowing what the original colors were.



Step 2: I picked up the "song" by continuing with a half-finished painting at a later time.

Once I started to strengthen the color, the painting almost begged me to add the flipper in the foreground. because I wasn't working from a photograph, my instincts to make this part of the turtle stronger and warmer in color helped me create the glowing result seen below in Step 3.



Step 3: It was time to build up the turtle painting (the watercolor painting is still wet in this photo).

At this stage, I took time to stop and look at what was happening to my creation. I find we often race when painting and by doing so we can overlook what a painting needs sometimes. I wasn't happy with the upper section of the sea turtle, so I added more color to connect it with the newly painted areas. At this stage I felt the song was complete, so rather than risk "singing off key," I stopped painting and put my brush down.

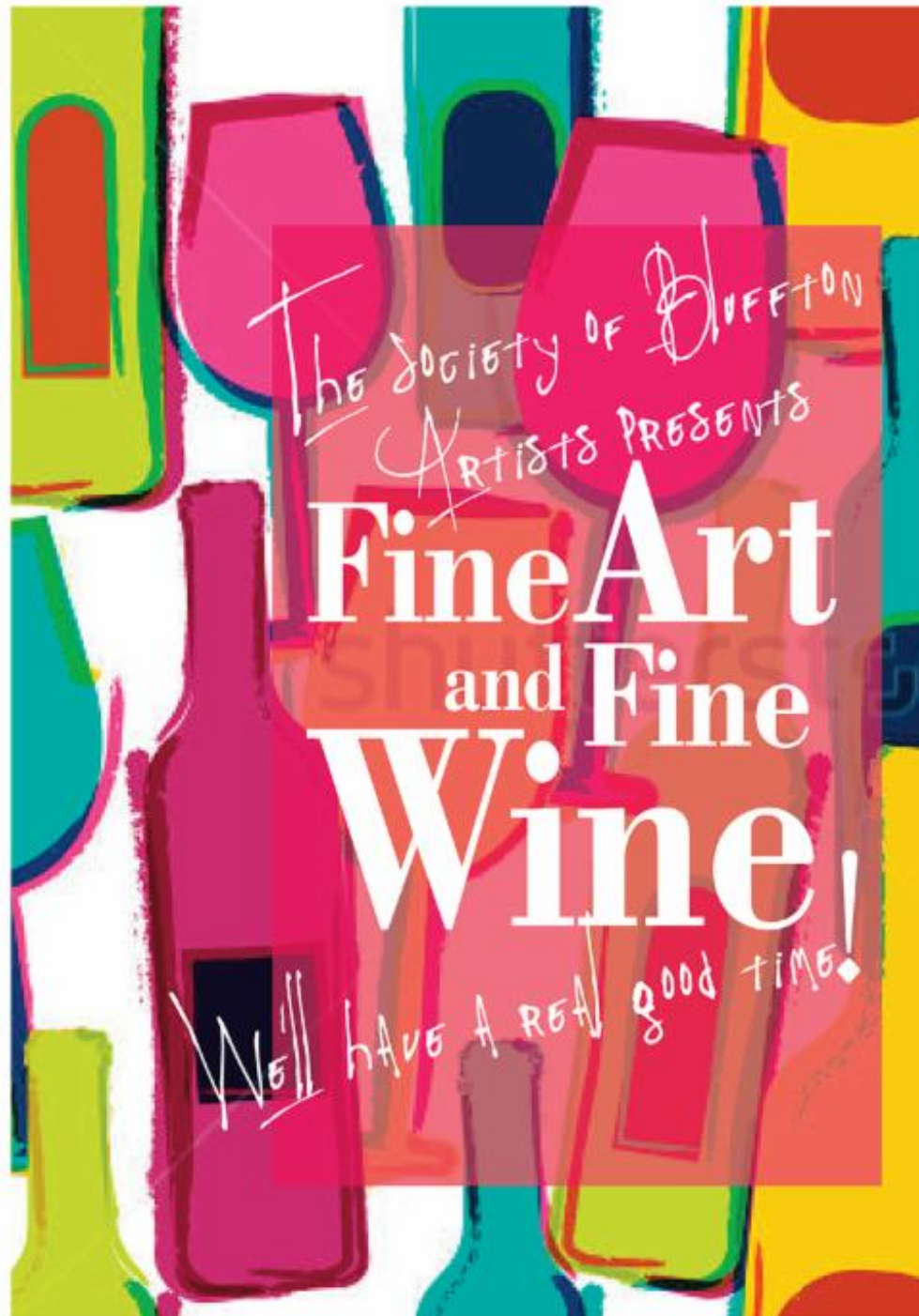


The value in going back to a painting at a later time is that you can learn so much from your previous brushwork, color choices and half-finished composition. By completing a painting at a later stage, you're looking at it with fresh eyes. I'm not suggesting you deliberately stop painting halfway through every creative process, but life has an annoying habit of forcing that to happen anyway. Have you ever been so totally engrossed in a painting and the phone has rung or your free time has vanished, and you have to regretfully leave what you are doing? It can be really frustrating, but it can also be a blessing in disguise.

Had I finished this piece in my workshop, I would have raced it to show the artist on my course how to finish the piece. It may have looked fabulous, but with 20 other one-on-one subjects to paint, it would have been rushed. By waiting, I enjoyed completing the beautifully colorful turtle. Now I can paint a new piece from the beginning with new ideas under my belt. I can add the sea, paint the turtle from a different angle or perhaps create a whole new composition with the turtle at the top or lower section of the paper. I can add directional brushwork to hint at which way the turtle is headed or coming from. I have a million ideas for a new watercolor painting. Like notes in a new song, when I put them all together, they could be even more beautiful.

So the next time your " song" is interrupted, see it as a good experience that you can learn from. Most importantly, find time to paint and keep singing beautiful notes in color!

Coming in 2017!



February 11

2016-2017 SoBA Board of Directors:

Gayle Miller
Hugh O'Connor
Mary Ann Putzier

President
Vice President
Recording Secretary

Barbara Fiscarel
Bonnie Riley
Missy Yost
Sandy Rhodes
Jeanne McKenna
Marian Sanders
Steve Moscovitz
Rich Matheny
Pat Gardiner
Sandra Wenig
Mary Ann Putzier
Stephanie Putich
Murray Sease
Norma Deal
Edith Wood
Mary Kay Long
Gaylon Rex Greger

Treasurer
Gallery Manager
Membership Chair
Corresponding Secretary
Display Manager
Member at Large
Member at Large
Member at Large
Staffing Chair
Center for Creative Arts
Center for Creative Arts
Newsletter Editor
Public Relations
Satellite Galleries
Art Walks
Art Walks
3D Committee

Newsletter information is welcomed for submission by the 25th of each month for inclusion in the following month's "The Eclectic." Send submissions to:

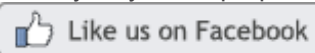
info@sobagallery.com



**Be sure to follow SOBA on
FACEBOOK and like our page!**

Facebook is a fun and easy way to keep up with SOBA happenings.

It's easy to sign up!



Society of Bluffton Artists
6 Church Street, Bluffton, SC 29910 | 843.757.6586 | info@sobagallery.com | www.sobagallery.com

STAY CONNECTED:

